

CabFitCo

2026 Featured Collection

Wardrobe Storage & Smart Hardware Catalog

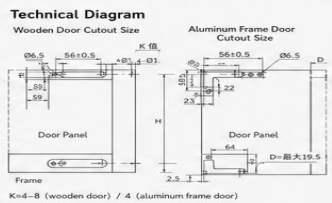
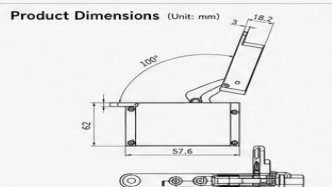
Premium Solutions for Modern Living Spaces



HINGES & FLAP DOOR ACCESSORIES

Concealed Heavy-Duty Top & Bottom Hinge

991404 Heavy-Duty Top & Bottom Hinge



Product Features

- Suitable for wooden doors and aluminum frame doors
- Door thickness: 22–35 mm
- Max. door size: H 2800 mm, W 600 mm
- Opening angle: 100°
- Max. door weight: 35 kg
- Zinc alloy + manganese steel (special treatment)
- Black nickel plated surface, corrosion and wear resistant
- Multi-directional adjustment, easy and precise installation

Main Technical Parameters

| | |
|---------------------|--|
| Product Name | Heavy-Duty Top & Bottom Hinge |
| Suitable Door Panel | Wooden door / aluminum frame door |
| Door Thickness | 22–35 mm |
| Max. Door Size | H 2800 mm, W 600 mm |
| Cup Depth | 18 mm |
| Opening Angle | 100° |
| Max. Door Weight | 35 kg |
| Material | Zinc alloy + manganese steel (special treatment) |
| Surface Finish | Black nickel plating |

| | |
|---------------------|---|
| K Drilling Distance | 4–8 mm (wooden door) / 4 mm (aluminum frame door) |
| Max. Overlay D | 30 mm (wooden door) / 26 mm (aluminum frame door) |
| Gap Adjustment | +3.5 / -0.5 mm |
| Vertical Adjustment | +1.0 / -1.0 mm |
| Overlay Adjustment | +2.0 / -2.0 mm |

Product Information

- Concealed heavy-duty top & bottom hinge
- Suitable for wooden doors and aluminum frame doors
- Door thickness: 22–35 mm
- Max. door size: H 2800 mm, W 600 mm
- Opening angle: 100°
- Max. door weight: 35 kg
- Zinc alloy + manganese steel (special treatment)
- Black nickel plated surface, corrosion and wear resistant
- Multi-directional adjustment, easy and precise installation



Model & Description Overview

| Model | Name | Suitable Door Panel | Opening Angle | Max. Door Weight | Key Features |
|--------|-------------------------------|-----------------------------------|---------------|------------------|---|
| 991404 | Heavy-Duty Top & Bottom Hinge | Wooden door / aluminum frame door | 100° | 35 kg | Concealed design, high load capacity, multi-directional adjustment, easy installation |

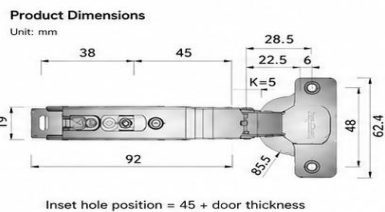
Key Parameter Summary

| | | | | |
|---|--|-------------------------------------|--|--|
| 1. Door Thickness 22–35 mm | 2. Max. Door Size H 2800 mm / W 600 mm | 3. Opening Angle 100° | 4. Max. Door Weight 35 kg | 5. Cup Depth 18 mm |
| 6. K Value 4–8 mm (wooden door) / 4 mm (aluminum frame door) | 7. Max. Overlay D 30 mm (wooden door) / 26 mm (aluminum frame door) | 8. Gap Adjustment +3.5 / -0.5 mm | 9. Vertical Adjustment +1.0 / -1.0 mm | 10. Overlay Adjustment +2.0 / -2.0 mm |

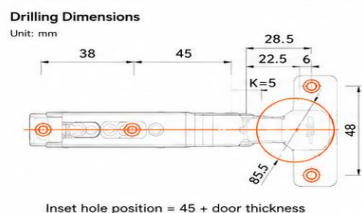
Hinges and Flip Door Accessories

Concealed Aluminum Frame Hinges

990530 Straight Arm Hinge



Inset hole position = 45 + door thickness



Inset hole position = 45 + door thickness

Product Features

- Cold-rolled steel body, high strength and long service life
- Four-stage opening action, smooth and stable opening and closing
- Zero-angle soft closing, quiet closure
- Suitable for aluminum alloy profile doors
- Mini forged-pin oil damper, smooth and durable damping
- Straight three-hole base, easy and secure installation

Main Technical Specifications

| | | | | | |
|----------------|--------------------|-------------------------|----------|----------------|----------------------------------|
| Material | Cold-rolled steel | Opening Angle | 103° ±2 | Hinge Cup Size | Φ35×11.5 |
| Surface Finish | Titanium gunmetal | Side Panel Thickness | 16–20 mm | Net Weight | 92 g/pc |
| Opening Action | Four-stage | Door Thickness | 15–25 mm | Screw Type | Pre-installed self-tapping screw |
| Damping Angle | Zero-angle damping | Hinge Cup Hole Distance | 48 | Accessories | Screw / Arm cover / Cup cover |

990531 Half-Crank Hinge



Product Features

- Half-crank design, suitable for half-crank door positions
- Four-stage opening action, stable operation
- Zero-angle damping, quiet closing
- Cold-rolled steel body, sturdy and durable
- Mini forged-pin oil damper, smooth damping

990532 Large-Crank Hinge



Product Features

- Large-crank design, suitable for large-crank door positions
- Four-stage opening action, light operating feel
- Zero-angle damping, quiet closing
- Cold-rolled steel body, excellent strength
- Mini forged-pin oil damper, long-lasting durability

Models Overview

| Model No. | Name | Crank Type | Applicable Door Position | Key Features |
|-----------|--------------------|--------------|---|---|
| 990530 | Straight Arm Hinge | Straight arm | Full overlay / standard door position | Good fit, easy installation |
| 990531 | Half-Crank Hinge | Half-crank | Half overlay / half-crank door position | Wide application, smooth opening |
| 990532 | Large-Crank Hinge | Large-crank | Inset / large-crank door position | Large opening space, strong compatibility |

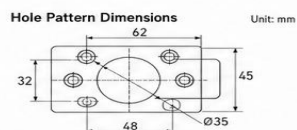
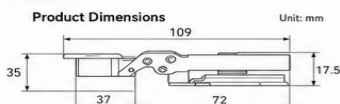
Hinges & Lift-Up Door Fittings

H06 Quick-Mount Hinge

10117 0329 H06 Quick-Mount Hinge Straight Arm

Product Features

- Quick-mount structure for fast and convenient installation
- Hydraulic soft-close damping for quiet and smooth operation
- Two-stage opening force for smooth and stable movement
- Nickel-plated cold-rolled steel, durable and rust-resistant
- Suitable for standard doors and full-overlay positions
- Stable and reliable opening and closing, long service life



Main Technical Parameters

| | | | |
|----------------|----------------------------------|----------------------|-------------------|
| Product Name | Hydraulic Hinge, Two-Stage Force | Product Material | Cold-Rolled Steel |
| Accessories | Screws | Installation Method | Quick-Mount |
| Door Thickness | 14–21 mm | Side Panel Thickness | 18 mm |
| Opening Feel | Two-Stage Force | Opening Angle | 105° |
| Surface Finish | Nickel-Plated | Cup Depth | 11.5 mm |
| Cup Diameter | 35 mm | | |

10117 0328 H06 Quick-Mount Hinge Half Crank



Product Features

- Quick-mount structure for fast and convenient installation
- Hydraulic soft-close damping for quiet and smooth operation
- Two-stage opening force for smooth and stable movement
- Nickel-plated cold-rolled steel, durable and rust-resistant
- Suitable for half-crank and half-overlay positions
- Stable and reliable opening and closing, long service life

10117 0327 H06 Quick-Mount Hinge Full Crank



Product Features

- Quick-mount structure for fast and convenient installation
- Hydraulic soft-close damping for quiet and smooth operation
- Two-stage opening force for smooth and stable movement
- Nickel-plated cold-rolled steel, durable and rust-resistant
- Suitable for full-crank and inset door positions
- Stable and reliable opening and closing, long service life

Model & Description Overview

| Model | Name | Crank Type | Suitable Door Position | Main Features |
|------------|-----------------------|--------------|---------------------------|--|
| 10117 0329 | H06 Quick-Mount Hinge | Straight Arm | Full Overlay / Standard | High fit, easy installation |
| 10117 0328 | H06 Quick-Mount Hinge | Half Crank | Half Overlay / Half Crank | Wide compatibility, smooth operation |
| 10117 0327 | H06 Quick-Mount Hinge | Full Crank | Inset / Full Crank | Large opening space, strong adaptability |

DRAWER SLIDE ACCESSORIES

Soft-Close Three-Section Drawer Slide

KA10 992237

Soft-Close Three-Section Slide, Dual Springs



Product Features

- Soft-close damping, quiet and smooth, gentle closing
- Three-section full-extension design for easier access
- Dual-spring damping system, stable and reliable performance
- Cold-rolled steel construction, high strength and strong load capacity
- Electrophoretic surface treatment, rust-resistant, wear-resistant, durable
- Suitable for various wooden drawers

Product Parameters

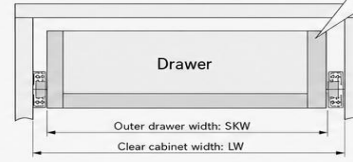
| | |
|-------------------|--|
| Product Name | Soft-Close Three-Section Slide Rail KA10 |
| Steel Thickness | 0.8×0.8×1.0 mm |
| Material | Cold-Rolled Steel |
| Surface Treatment | Electrophoresis |
| Product Color | Black |
| Load Capacity | 25 kg |

| Item No. | Nominal Length (NL) | Minimum Cabinet Depth |
|----------|---------------------|-----------------------|
| 992237 | 250 mm / 10" | 260 mm |
| 992238 | 300 mm / 12" | 310 mm |
| 992239 | 350 mm / 14" | 360 mm |
| 992240 | 400 mm / 16" | 410 mm |
| 992241 | 450 mm / 18" | 460 mm |
| 992242 | 500 mm / 20" | 510 mm |

Installation Instructions

Rail installation thickness: 12.7 ± 0.2 mm
Drawer width deduction: 26.5–27 mm, positive tolerance

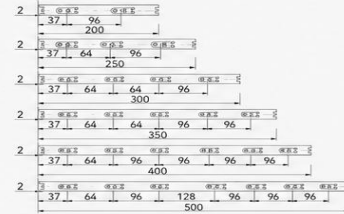
Unit: mm




LW = Cabinet inner width SKW = Drawer width

Drawer outer width = cabinet clear width – 26.5 to 27 mm (positive tolerance)

Positioning Dimensions of the Outer Rail Hole Positions



Positioning Dimensions of the Inner Rail Hole Positions



Product Appearance



Wardrobe Storage Accessories

Yida Hanging Rack



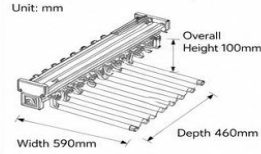
Product Features

- Dual-row soft-close slides for smooth and silent operation
- Aluminum alloy + low-carbon steel + ABS + leather combination for a stable structure
- Top-mounted double-row design for more efficient trouser storage
- Suitable for classified organization and storage in wardrobes
- Cabinet depth requirement ≥470mm, cabinet height ≥650mm

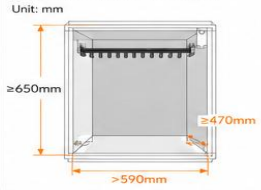
Major Technical Parameters

| | |
|----------------|--|
| Product Name | Yida Hanging Rack |
| Product Color | Gray |
| Product Slides | Double-row soft-close buffer slides |
| Main Material | Aluminum alloy + low-carbon steel + ABS + leather |
| Style | Top-mounted double row / Top-mounted single row / Side-mounted single row |
| Load Capacity | Top-mounted 15kg / Side-mounted 7kg |
| Cabinet Width | Top-mounted double row >590mm / Top-mounted single row >310mm / Side-mounted single row >360mm |
| Cabinet Depth | ≥470mm |
| Cabinet Height | ≥650mm |

Product Dimension Drawing



Installation Dimension Diagram



Top-mounted Single-row Hanging Rack



- Top-mounted single row, suitable for compact cabinets
- Smooth sliding operation and neat storage
- Minimum cabinet width 310mm
- Depth 460mm, overall height 130mm
- Top-mounted load capacity 13kg

Side-mounted Single-row Hanging Rack



- Side-mounted single row, convenient pull-out access
- Suitable for narrow side spaces
- Minimum cabinet width 360mm
- Depth 460mm, overall height 120mm
- Side-mounted load capacity 7kg

Model & Description Overview

| Name | Installation Type | Minimum Cabinet Width | Depth | Overall Height | Load Capacity |
|--------------------------------------|-------------------------|-----------------------|-------|----------------|---------------|
| Top-mounted Double-row Hanging Rack | Top-mounted double row | 590mm | 460mm | 100mm | 15kg |
| Top-mounted Single-row Hanging Rack | Top-mounted single row | 310mm | 460mm | 130mm | 13kg |
| Side-mounted Single-row Hanging Rack | Side-mounted single row | 360mm | 460mm | 120mm | 7kg |

Furniture Hardware Accessories

Multifunctional Plastic Hanger

993701

Multifunctional Plastic Hanger



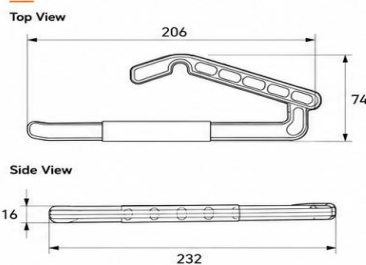
Product Features

- Lightweight plastic structure, sturdy and durable
- One-piece molded design with a clean appearance
- Comfortable grip and easy installation
- Suitable for cabinet storage and auxiliary securing
- Fine-textured surface finish for a stable feel

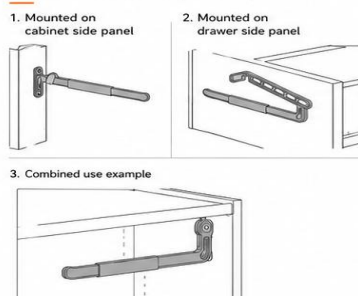
Main Technical Parameters

| | |
|---------------------|---|
| Product Name | Multifunctional Plastic Hanger |
| Model No. | 993701 |
| Material | Engineering Plastic |
| Surface Finish | Fine Matte Texture |
| Installation Method | Snap-on / Hanging Mount |
| Color | Coffee Brown |
| Application | Cabinet Accessories / Furniture Auxiliary Parts |
| Key Feature | Lightweight and Durable |

Product Dimensions (Unit: mm)



Installation Diagram (Unit: mm)



Specification Series (Standard)

Regular Size



Suitable for standard cabinet accessory installation

Specification Series (Extended)

Extended Size



Suitable for applications requiring a larger installation span

Product Features

- Simple structure, easy installation
- Lightweight and durable, low maintenance
- Fine-textured surface with a stable feel
- Suitable for a variety of furniture applications


Application Example



Model & Specification Overview

| Model No. | Style | Product Name | Size Description |
|-----------|----------|--------------------------------|------------------|
| 993701 | Standard | Multifunctional Plastic Hanger | Regular Size |
| 993702 | Extended | Multifunctional Plastic Hanger | Extended Size |
| 993703 | Short | Multifunctional Plastic Hanger | Compact Size |

Mounting Hole Reference (Unit: mm)



LED STRIPS & ACCESSORIES

Starlight Solder-Free LED Strip

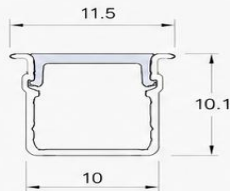
861001

Starlight Solder-Free LED Strip



Product Dimensions

Unit: mm



Opening size: 10×10 mm

Product Features

- 10×10 mm grooved recessed design
- AL6063 aluminum profile with premium PC diffuser
- Solder-free wire connection, easy installation
- Input voltage: DC12V
- Max power: 8W/m, cuttable by single LED section
- 128 LEDs/m, Ra≥80, selectable color temperatures

Main Technical Parameters

| | | | |
|-----------------------|-----------------|-------------------|--|
| Model No. | 861001 | Product Name | Starlight solder-free 10×10 recessed strip light |
| Product Material | AL6063 | Diffuser Material | Premium PC |
| Surface Finish | Coating | Product Color | Elegant Gray |
| Installation Method | Groove recessed | Opening Size | 10×10 mm |
| Input Voltage | DC12V | Max Power | 8W/m |
| Light Source Type | FPC LED | LED Density | 128 LEDs/m |
| Color Rendering Index | Ra≥80 | Luminaire Size | 11.5×10.1×3000 mm |

01

861003

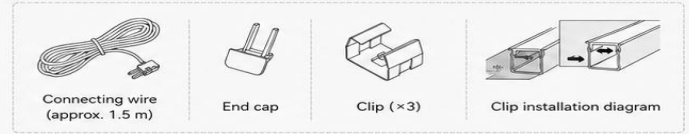
Starlight End Cap + Clip



Product Features

- Solder-free end-cap design
- Matching clips provide secure installation
- Compatible with the 861001 strip-light system
- Complete accessories, convenient installation
- Metal clips, durable and stable

Accessory Structure Diagram



Model & Description Overview

| Model | Name | Compatible Product | Key Features |
|--------|-----------------------------------|-----------------------|-------------------------------|
| 861001 | Starlight solder-free strip light | 10×10 recessed system | Solder-free, DC12V, 8W/m |
| 861003 | Starlight end cap + clip | 861001 | Easy installation, secure fit |

02

LIGHT STRIPS & ACCESSORIES

Solder-Free Recessed Strip Light

860506

Huguang Solder-Free 8×9 Recessed Strip Light



Product Features

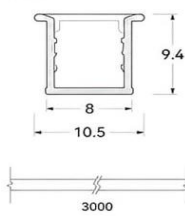
- Solder-free design for easier installation
- Cuttable and joinable, adapts to irregular spaces and reduces waste
- Flexible plug-in replacement, easy maintenance, lower cost
- High CRI, flicker-free, uniform illumination, excellent ambiance
- Slot-in recessed installation for a neat appearance
- Supports external sensor switches for more flexible use

Main Technical Parameters

| | | | |
|---------------------|---|-----------------------|------------------------|
| Product Name | Huguang Solder-Free 8×9 Recessed Strip Light | Max Power | 8W/m |
| Material | AL6063 | Light Source Type | FPC LED |
| Diffuser Material | High-quality PC | LED Density | 120 LEDs/m |
| Surface Finish | Coating | Color Rendering Index | Ra ≥ 90 |
| Product Color | Elegant Gray | Aluminum Weight | 52 g/m |
| Installation Method | Slot-in Recessed | Cutting Method | Cutttable at every LED |
| Slot Size (W×D) | 8×9 mm | Lighting Surface | Flat |
| Input Voltage | DC12V | Fixture Size | 10.5×9.4×3000 mm |
| Color Temperature | 4000K (other color temperatures customizable) | | |

Product Dimensions

Unit: mm



01

Advantages of Solder-Free Wiring



Lighting Effect



Installation Example



Model & Description Overview

| Model | Name | Installation | Input Voltage | Max Power | Key Features |
|--------|--|------------------|---------------|-----------|--|
| 860506 | Huguang Solder-Free 8×9 Recessed Strip Light | Slot-in Recessed | DC12V | 8W/m | Solder-free, cuttable and joinable, easy maintenance |

02

Handles & Decorative Accessories


Zinc Alloy Handle

15120

Mercedes-Style Handle



Product Colors



Product Features

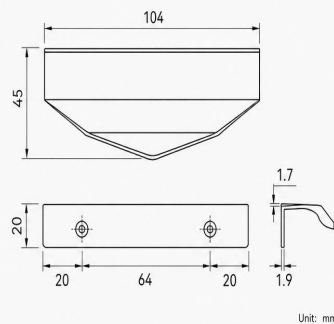
- Italian minimalist styling, smooth lines
- Zinc alloy material, sturdy and durable
- Electroplated surface, delicate texture
- Suitable for wardrobes, cabinets, bookcases, bathroom cabinets, etc.

Main Technical Parameters

| | |
|---------------------------|--|
| Product Name | Italian minimalist zinc alloy Mercedes-style handle |
| Material | Zinc Alloy |
| Surface Finish | Electroplating |
| Color | Brushed Gold / Gray |
| Application | Wardrobe / Cabinet / Bookcase / Bathroom Cabinet, etc. |
| Installation Hole Spacing | 64 mm |
| Overall Length | 104 mm |

Unit: mm

Product Dimension Drawing



Product Information

| | |
|-----------------|--|
| Product Name: | Italian minimalist zinc alloy Mercedes-style handle |
| Material: | Zinc Alloy |
| Surface Finish: | Electroplating |
| Application: | Wardrobe / Cabinet / Bookcase / Bathroom Cabinet, etc. |

Model & Color Overview

| Model | Name | Color | Material | Surface Finish |
|------------|-----------------------|--------------|------------|----------------|
| 15120 0010 | Mercedes-Style Handle | Brushed Gold | Zinc Alloy | Electroplating |
| 15120 0020 | Mercedes-Style Handle | Gray | Zinc Alloy | Electroplating |

02

Handles & Decorative Accessories

Recessed Pull Handles

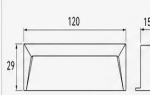
930231

U-Shaped Recessed Pull Handle



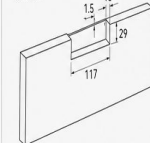
Product Dimensions

Unit: mm



Cutout Dimensions

Unit: mm



Product Features

- Zinc alloy material, sturdy and durable
- U-shaped recessed design, simple and elegant
- Fine surface finish, smooth to the touch
- Suitable for wardrobes, cabinets, bookcases, bathroom vanities, etc.

Main Technical Parameters

| | | | |
|----------------|--|---------------------|---|
| Product Name | U-Shaped Recessed Pull Handle | Product Material | Zinc Alloy |
| Surface Finish | Electroplating / Spray Coating | Opening Style | Recessed |
| Application | Wardrobes / Cabinets / Bookcases / Bathroom Vanities | Net Weight | Subject to actual product |
| Product Color | Matte Gold / Matte Gray | Installation Method | Embedded slot installation |
| Model | 930231 | Remark | Actual dimensions are subject to the physical product |

01

Handles & Decorative Accessories

Recessed Pull Handles

930232

U-Shaped Recessed Pull Handle



Product Color



Model & Description Overview

| Model | Product Name | Color | Product Material | Surface Finish |
|--------|-------------------------------|------------|------------------|----------------|
| 930231 | U-Shaped Recessed Pull Handle | Matte Gold | Zinc Alloy | Electroplated |
| 930232 | U-Shaped Recessed Pull Handle | Matte Gray | Zinc Alloy | Spray Coated |

02

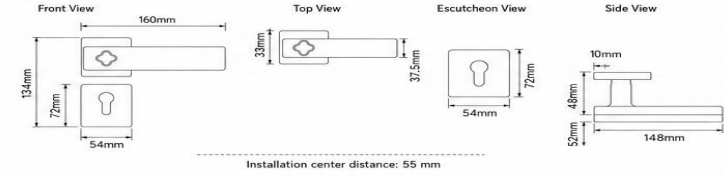
Door Locks & Hardware Accessories

VF06579 Split Lever Door Lock

Product Features

- Modern Chinese-style appearance, suitable for wooden doors and bedroom doors
- Wood-grain handle design with a warm, refined texture
- Zinc alloy panels and handle, sturdy and durable
- Lock cylinder with zinc-wrapped copper construction, key operation
- Suitable for door thickness 35–50 mm, easy to install

Product Dimension Drawing (Unit: mm)



Main Technical Parameters

| | | | |
|------------------------|-----------------------------|-----------------------------|--------------------------------------|
| Suitable for | Wooden doors, bedroom doors | Opening direction | Right-hand inward / Left-hand inward |
| Category | Split lock | Suitable door thickness | 35–40 mm / 40–45 mm / 45–50 mm |
| Panel material | Zinc alloy | Unlocking method | Key |
| Handle material | Zinc alloy | Supports top & bottom bolts | No |
| Lock cylinder material | Zinc-wrapped copper | Lock body type | Standard lock body |
| Lock cylinder grade | | | Grade A lock cylinder |

01

Color Series



Product Features

- Quiet opening and closing
- Modern square design
- Zinc alloy structure, sturdy and durable
- Suitable for interior wooden doors
- Easy installation

Application Example



Model & Description List

| Model | Category | Suitable Door Thickness | Suitable For | Description |
|-----------------------|------------------|-------------------------|----------------------------|----------------------------------|
| VF06579-Gunmetal Gray | Split lever lock | 35–50 mm | Wooden door / Bedroom door | Modern Chinese-style appearance |
| VF06579-Brushed Gold | Split lever lock | 35–50 mm | Wooden door / Bedroom door | Wood-grain and metal combination |

Note: Standard key operation; right-hand or left-hand inward opening available.



02

Door Locks & Hardware Accessories

Magnetic Lever Lock

61-270P Magnetic Lever Lock



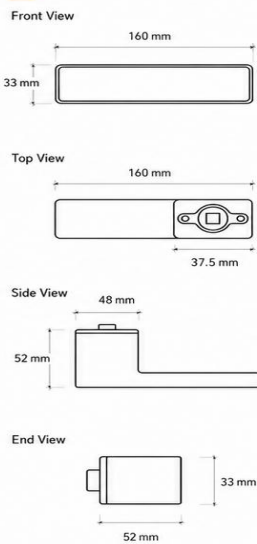
Product Features

- Modern minimalist appearance, suitable for wooden doors and bedroom doors
- Magnetic silent structure, smooth opening and closing
- Stainless-steel faceplate, stable and durable
- Zinc-alloy handle, comfortable grip
- Compatible with various door thicknesses, easy to install

Main Technical Parameters

| | |
|-------------------------|--------------------------------|
| Category | Lever Lock |
| Application | Wooden Doors / Bedroom Doors |
| Faceplate Material | Stainless Steel |
| Handle Material | Zinc Alloy |
| Lock Core Material | Copper |
| Opening Direction | RH Inward / LH Inward |
| Suitable Door Thickness | 35–40 mm / 40–45 mm / 45–50 mm |
| Lock Body Type | Magnetic Lock Body |

Product Dimensions (Unit: mm)



01

Suitable Door Thickness Range



Product Features

- **Magnetic Silent Closing**
Magnetic lock body design for tight engagement
Quiet opening and closing for comfortable use
- **Modern Appearance**
Simple linear design with dark gray metallic texture
Matches a variety of interior styles
- **Sturdy & Durable**
Stainless-steel faceplate + zinc-alloy handle
Stable materials, corrosion-resistant, not easy to deform
- **For Interior Use**
Suitable for wooden doors and bedroom doors
Enhances home quality and user experience
- **Easy Installation**
Reasonable structure, simple to install
Compatible with multiple door thicknesses

Application Example



Model & Description Overview

| Model | Name | Lock Body Type | Suitable Door Thickness | Key Features |
|--------------------|---------------------|--------------------|-------------------------|--|
| 61-270P-Standard | Magnetic Lever Lock | Magnetic Lock Body | 38–50 mm | Modern minimalist appearance; magnetic silent opening and closing; suitable for wooden doors and bedroom doors |
| 61-270P-Extended | Magnetic Lever Lock | Magnetic Lock Body | 50–62 mm | Modern minimalist appearance; magnetic silent opening and closing; suitable for wooden doors and bedroom doors |
| 61-270P-Extra-long | Magnetic Lever Lock | Magnetic Lock Body | 62–74 mm | Modern minimalist appearance; magnetic silent opening and closing; suitable for wooden doors and bedroom doors |

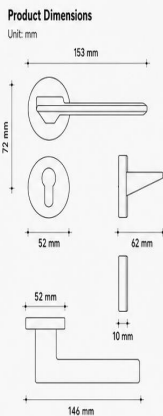
Note: Standard configuration is right-hand inward opening. Left-hand inward opening can be customized on request.



02

DOOR LOCKS & HANDLE ACCESSORIES

Stainless Steel Lever Handle Lock



7266-217XL Stainless Steel Lever Handle Lock

Product Features

- Stainless steel latch bolt, corrosion-resistant and high-strength
- Pure copper cylinders, smooth key operation
- Euro standard 72 silent lock body, quiet and smooth opening/closing
- Fits multiple door thicknesses, suitable for a wide range of applications
- Simple and durable structure for reliable door fitting

Main Technical Parameters

| | | | |
|-------------------------|----------------------|-------------------------|-----------------------------------|
| Model No. | 7266-217XL | Center Distance | 72 mm |
| Latch Bolt Material | Stainless Steel | Lock Body Specification | Euro Standard 72 Silent Lock Body |
| Cylinder Material | Pure Copper Cylinder | Main Function | Fixed Door Leaf |
| Suitable Door Thickness | 38–48 mm / 48–58 mm | | |



Minimalist Geometric Design

- Clean lines with a modern silhouette
- Matte brushed finish with refined texture
- Ergonomic design for a comfortable grip
- Ideal for modern minimalist and light-luxury interiors

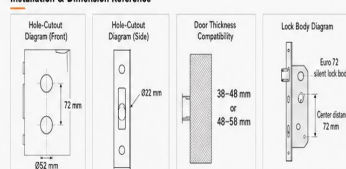
Premium Materials & Craftsmanship

- Precision-cast stainless steel, sturdy and durable
- Precision machining with tight, accurate fitting
- Anti-oxidation surface treatment, wear-resistant and corrosion-resistant
- Stable performance for long-term use, not easy to loosen

Model & Description Overview

| Model | Name | Suitable Door Thickness | Center Distance | Lock Body Specification | Key Features |
|------------|--|-------------------------|-----------------|-----------------------------------|--|
| 7266-217XL | Interior Door Lever Lock (Stainless Steel) | 38–48 mm / 48–58 mm | 72 mm | Euro Standard 72 Silent Lock Body | Stainless steel, minimalist and durable, quiet and smooth, reliable door fitting |

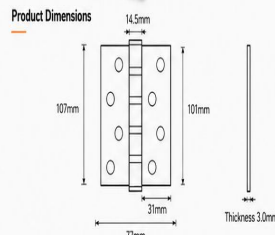
Installation & Dimension Reference



01

HINGES & FLAP DOOR FITTINGS

4-inch Butt Hinge



Product Features

- Stainless steel body, sturdy and durable
- 180° opening
- Suitable for door leaf fixing
- Electroplated surface finish
- Stable load-bearing performance
- Multiple colors available

Color Series



Series Description

- Six popular color options to match different styles
- Electroplated finish, corrosion-resistant and wear-resistant, not easy to fade
- Stainless steel material, rust-resistant and corrosion-resistant, long service life
- Stable load-bearing capacity, suitable for fixing various door leaves

Color & Specification Overview

| Color Name | Material | Surface Finish | Opening Angle | Load Capacity |
|---------------|-----------------|----------------|---------------|------------------------------|
| Starry Nickel | Stainless Steel | Electroplating | 180° | 60 kg / 2 pcs; 90 kg / 3 pcs |
| Elegant Beige | Stainless Steel | Electroplating | 180° | 60 kg / 2 pcs; 90 kg / 3 pcs |
| Starry Gray | Stainless Steel | Electroplating | 180° | 60 kg / 2 pcs; 90 kg / 3 pcs |
| Brushed Gold | Stainless Steel | Electroplating | 180° | 60 kg / 2 pcs; 90 kg / 3 pcs |
| Gold | Stainless Steel | Electroplating | 180° | 60 kg / 2 pcs; 90 kg / 3 pcs |
| Black | Stainless Steel | Electroplating | 180° | 60 kg / 2 pcs; 90 kg / 3 pcs |

Main Technical Parameters

| | | | |
|----------------|----------------------|---------------|------------------------------|
| Product Name | 4" Butt Hinge | Material | Stainless Steel |
| Surface Finish | Electroplating | Unit Weight | 256 g |
| Product Colors | Six colors available | Load Capacity | 60 kg / 2 pcs; 90 kg / 3 pcs |
| Opening Angle | 180° | Application | Door |
| Main Function | Fixing door leaves | | |

01

02

Thank you for choosing CabFitCo.

For bespoke project inquiries, technical blueprint alignment,
or commercial quotations, please reach out to our project division.

jack@cabfitco.com

www.cabfitco.com